



INFORME PRESUPUESTO

EJECUCION PRESUPUESTAL ACTIVA 2019-POR MES

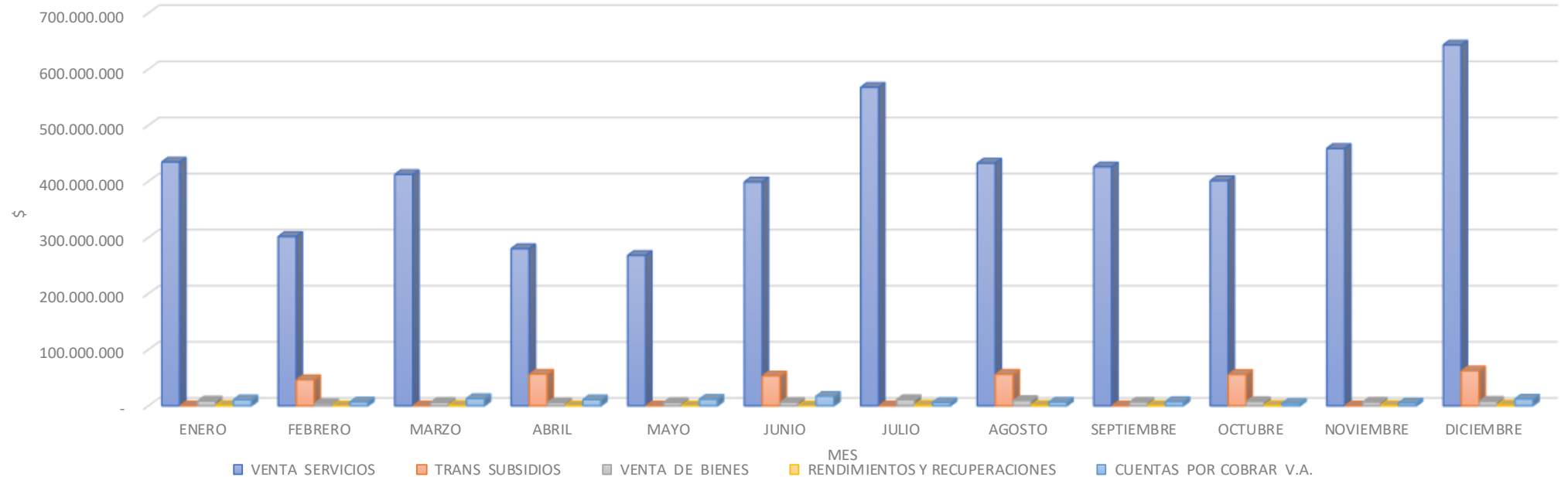
	APROPIACION INICIAL	ENERO	FEBRERO	MARZO	ABRIL	MAYO	JUNIO	JULIO	AGOSTO	SEPTIEMBRE	OCTUBRE	NOVIEMBRE	DICIEMBRE	TOTAL
INGRESOS TOTALES	7.064.000.389	454.737.456	358.908.446	432.035.524	352.957.772	281.648.544	472.686.269	585.755.743	505.952.229	440.546.022	469.522.765	470.990.974	727.006.644	5.552.748.385
VENTA SERVICIOS	6.463.408.332	434.490.248	301.703.914	412.367.659	280.122.676	268.195.475	399.103.131	567.807.112	432.587.525	425.946.993	401.180.822	458.740.333	643.177.158	5.025.423.046
ACUEDUCTO	3.406.114.262	208.370.818	200.392.129	229.421.169	132.388.939	179.829.956	188.324.482	319.046.853	248.483.840	233.247.662	221.024.382	262.355.223	361.930.973	2.784.816.426
LA MESA	1.793.050.459	168.861.893	36.845.691	104.910.358	110.780.322	45.114.911	138.565.675	150.823.451	108.205.420	123.956.330	122.412.714	121.173.882	169.550.807	1.401.201.454
CARGO FIJO	460.439.158	59.805.147	7.975.584	34.812.521	34.386.408	15.392.404	53.575.632	52.827.923	31.984.180	41.313.913	40.966.464	34.537.020	50.578.811	458.156.007
CONSUMO	1.149.556.835	101.516.858	14.267.114	62.995.387	63.901.593	22.875.144	93.100.689	92.739.039	66.464.139	77.054.629	68.532.971	74.998.612	106.770.811	845.216.986
OTROS	183.054.466	7.539.888	14.602.993	7.102.450	12.492.321	6.847.363	(8.110.646)	5.256.489	9.757.101	5.587.788	12.913.279	11.638.250	12.201.185	97.828.461
ANAPOIMA	1.613.063.803	39.508.925	163.546.438	124.510.811	21.608.617	134.715.045	49.758.807	168.223.402	140.278.420	109.291.332	98.611.668	141.181.341	192.380.166	1.383.614.972
CARGO FIJO	313.319.497	4.926.347	33.840.047	21.917.760	3.585.303	23.204.848	10.726.579	38.252.486	31.856.560	17.788.589	20.079.502	31.509.004	39.940.437	277.627.462
CONSUMO	1.143.269.812	30.468.797	126.673.110	97.850.639	13.694.715	105.311.693	34.542.051	125.804.513	105.673.421	65.287.261	69.501.159	106.847.834	133.984.782	1.015.639.975
OTROS	156.474.494	4.113.781	3.033.281	4.742.412	4.328.599	6.198.504	4.490.177	4.166.403	2.748.439	26.215.482	9.031.007	2.824.503	18.454.947	90.347.535
ALCANTARILLADO	1.642.698.106	79.884.342	76.884.209	86.533.832	54.675.083	42.062.173	84.960.080	114.610.507	93.733.091	80.742.157	83.888.430	102.841.724	151.903.549	1.052.719.177
LA MESA	1.006.454.986	71.994.172	15.525.042	43.193.949	48.981.247	18.539.125	62.075.165	63.693.724	45.569.018	53.490.460	47.663.616	51.282.382	73.646.402	595.654.302
CARGO FIJO	185.468.117	22.640.886	3.260.549	13.402.433	13.698.774	6.327.798	19.240.282	13.995.501	11.363.196	16.509.980	14.221.564	13.922.792	18.594.424	173.178.179
VERTIMIENTO	768.799.629	46.849.093	7.498.261	27.589.909	31.875.002	11.150.412	41.094.270	41.915.024	29.925.712	35.796.157	29.821.961	33.795.613	51.280.255	388.591.669
OTROS	52.187.240	2.504.193	4.766.232	2.201.607	3.407.471	1.060.915	1.740.613	1.783.199	4.280.110	1.184.323	3.620.091	3.563.977	3.771.723	33.884.454
ANAPOIMA	636.243.120	7.890.170	61.359.167	43.339.883	5.693.836	23.523.048	22.884.915	50.916.783	48.164.073	27.251.697	36.224.814	51.559.342	78.257.147	457.064.875
CARGO FIJO	93.936.228	1.231.019	11.301.632	7.873.770	997.136	5.342.185	3.618.093	12.409.324	11.618.119	5.504.765	7.761.337	10.746.283	15.338.554	93.742.217
VERTIMIENTO	471.365.239	5.738.768	49.682.676	34.212.510	3.431.539	16.921.318	17.322.224	37.871.926	35.910.420	20.491.444	27.514.074	39.557.571	54.194.401	342.848.871
OTROS	70.941.653	920.383	374.859	1.253.603	1.265.161	1.259.545	1.944.598	635.533	635.534	1.255.488	949.403	1.255.488	8.724.192	20.473.787
ASEO	1.414.595.964	146.235.088	24.427.576	96.412.658	93.058.654	46.303.346	125.818.569	134.149.752	90.370.594	111.957.174	96.268.010	93.543.386	129.342.636	1.187.887.443
LA MESA	1.414.595.964	146.235.088	24.427.576	96.412.658	93.058.654	46.303.346	125.818.569	134.149.752	90.370.594	111.957.174	96.268.010	93.543.386	129.342.636	1.187.887.443
TRANS SUBSIDIOS	352.969.937	-	46.538.247	-	56.440.173	-	53.353.590	-	56.296.809	-	55.977.580	-	62.446.446	331.052.845
LA MESA	352.969.937	-	46.538.247	-	56.440.173	-	53.353.590	-	56.296.809	-	55.977.580	-	62.446.446	331.052.845
ANAPOIMA														
VENTA DE BIENES	247.622.120	8.506.380	3.860.959	6.079.747	5.290.471	5.785.037	6.206.342	10.899.149	9.454.691	6.496.557	7.397.727	6.579.344	7.848.820	84.405.224
LA MESA	132.657.520	5.816.848	2.000.446	3.958.283	4.265.725	2.527.579	4.551.228	5.002.885	5.903.015	4.063.673	5.239.470	4.171.086	5.918.558	53.418.796
ANAPOIMA	114.964.600	2.689.532	1.860.513	2.121.464	1.024.746	3.257.458	1.655.114	5.896.264	3.551.676	2.432.884	2.158.257	2.408.258	1.930.262	30.986.428
RENDIMIENTOS FINANCIERO	-	1.099.739	13.386	884.473	241.750	(3.924.399)	(2.919.414)	1.258.432	1.052.614	754.143	881.623	766.387	1.471.641	1.580.375
LA MESA	-	614.014	(361.010)	121.305	117.572	(4.668.180)	(3.441.202)	394.803	457.542	399.205	587.233	173.561	697.552	(4.907.605)
ANAPOIMA	-	485.725	374.396	763.168	124.178	743.781	521.788	863.629	595.072	354.938	294.390	592.826	774.089	6.487.980
RESERVAS PRESUPUESTALES	-	-	-	-	-	-	-	-	-	-	1	1	-	-
CUENTAS POR COBRAR V.A.	-	10.641.089	6.791.940	12.703.645	10.862.702	11.592.431	16.942.620	5.791.050	6.560.590	7.348.329	4.085.012	4.904.909	12.062.578	110.286.895
LA MESA	-	10.641.089	6.791.940	12.703.645	10.862.702	11.592.431	16.942.620	5.791.050	6.560.590	7.348.329	4.085.012	4.904.909	12.062.578	110.286.895
ANAPOIMA	-	-	-	-	-	-	-	-	-	-	-	-	-	-

EJECUCION PRESUPUESTAL ACTIVA 2019

	APROPIACION INICIAL	ADICIONES Y MODIFICACIONES	PRESUPUESTO DEF.	EJECUCION	POR EJECUTAR	% EJECUCION	% POR EJECUTAR
INGRESOS TOTALES	7.064.000.389	-	7.064.000.389	5.552.052.483	1.511.947.906	78,60%	21,40%
VENTA SERVICIOS	6.463.408.332	-	6.463.408.332	5.025.423.046	1.437.985.286	77,75%	22,25%
ACUEDUCTO	3.406.114.262	-	3.406.114.262	2.784.816.426	621.297.836	81,76%	18,24%
LA MESA	1.793.050.459	-	1.793.050.459	1.401.201.454	391.849.005	78,15%	21,85%
CARGO FIJO	460.439.158	-	460.439.158	458.156.007	2.283.151	99,50%	0,50%
CONSUMO	1.149.556.835	-	1.149.556.835	845.216.986	304.339.849	73,53%	26,47%
OTROS	183.054.466	-	183.054.466	97.828.461	85.226.005	53,44%	46,56%
ANAPOIMA	1.613.063.803	-	1.613.063.803	1.383.614.972	229.448.831	85,78%	14,22%
CARGO FIJO	313.319.497	-	313.319.497	277.627.462	35.692.035	88,61%	11,39%
CONSUMO	1.143.269.812	-	1.143.269.812	1.015.639.975	127.629.837	88,84%	11,16%
OTROS	156.474.494	-	156.474.494	90.347.535	66.126.959	57,74%	42,26%
ALCANTARILLADO	1.642.698.106	-	1.642.698.106	1.052.719.177	589.978.929	64,08%	35,92%
LA MESA	1.006.454.986	-	1.006.454.986	595.654.302	410.800.684	59,18%	40,82%
CARGO FIJO	185.468.117	-	185.468.117	173.178.179	12.289.938	93,37%	6,63%
VERTIMIENTO	768.799.629	-	768.799.629	388.591.669	380.207.960	50,55%	49,45%
OTROS	52.187.240	-	52.187.240	33.884.454	18.302.786	64,93%	35,07%
ANAPOIMA	636.243.120	-	636.243.120	457.064.875	179.178.245	71,84%	28,16%
CARGO FIJO	93.936.228	-	93.936.228	93.742.217	194.011	99,79%	0,21%
VERTIMIENTO	471.365.239	-	471.365.239	342.848.871	128.516.368	72,74%	27,26%
OTROS	70.941.653	-	70.941.653	20.473.787	50.467.866	28,86%	71,14%
ASEO	1.414.595.964	-	1.414.595.964	1.187.887.443	226.708.521	83,97%	16,03%
LA MESA	1.414.595.964	-	1.414.595.964	1.187.887.443	226.708.521	83,97%	16,03%
TRANS SUBSIDIOS	352.969.937	-	352.969.937	331.052.845	21.917.092	93,79%	6,21%
LA MESA	352.969.937	-	352.969.937	331.052.845	21.917.092	93,79%	6,21%
ANAPOIMA							
VENTA DE BIENES	247.622.120	-	247.622.120	84.405.224	163.216.896	34,09%	65,91%
LA MESA	132.657.520	-	132.657.520	53.418.796	79.238.724	40,27%	59,73%
ANAPOIMA	114.964.600	-	114.964.600	30.986.428	83.978.172	26,95%	73,05%
RENDIMIENTOS FINANCIEROS	-	-	-	884.473	(884.473)	0,00%	0,00%
LA MESA	-	-	-	121.305	(121.305)	0,00%	0,00%
ANAPOIMA	-	-	-	763.168	(763.168)	0,00%	0,00%
CUENTAS POR COBRAR	-	-	-	110.286.895	(110.286.895)	0,00%	0,00%
LA MESA	-	-	-	110.286.895	(110.286.895)	0,00%	0,00%
ANAPOIMA	-	-	-	-	-	0,00%	0,00%

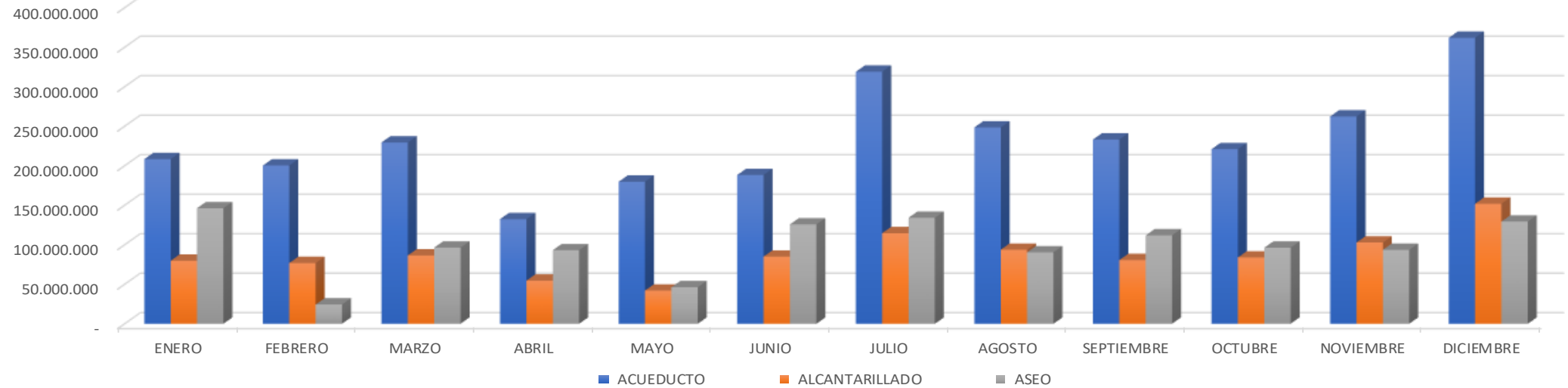
EJECUCION ACTIVA COMPORTAMIENTO MENSUAL

	APROPIACION INICIAL	ENERO	FEBRERO	MARZO	ABRIL	MAYO	JUNIO	JULIO	AGOSTO	SEPTIEMBRE	OCTUBRE	NOVIEMBRE	DICIEMBRE
VENTA SERVICIOS	6.463.408.332	434.490.248	301.703.914	412.367.659	280.122.676	268.195.475	399.103.131	567.807.112	432.587.525	425.946.993	401.180.822	458.740.333	643.177.158
TRANS SUBSIDIOS	352.969.937	-	46.538.247	-	56.440.173	-	53.353.590	-	56.296.809	-	55.977.580	-	62.446.446
VENTA DE BIENES	247.622.120	8.506.380	3.860.959	6.079.747	5.290.471	5.785.037	6.206.342	10.899.149	9.454.691	6.496.557	7.397.727	6.579.344	7.848.820
RENDIMIENTOS Y RECUPERACIONES	-	1.099.739	13.386	884.473	241.750	(3.924.399)	(2.919.414)	1.258.432	1.052.614	754.143	881.623	766.387	1.471.641
CUENTAS POR COBRAR V.A.	-	10.641.089	6.791.940	12.703.645	10.862.702	11.592.431	16.942.620	5.791.050	6.560.590	7.348.329	4.085.012	4.904.909	12.062.578
TOTAL	7.064.000.389	454.737.456	358.908.446	432.035.524	352.957.772	281.648.544	472.686.269	585.755.743	505.952.229	440.546.022	469.522.764	470.990.973	727.006.643
EJECUCION %		6,44%	5,08%	6,12%	5,00%	3,99%	6,69%	8,29%	7,16%	6,24%	6,65%	6,67%	10,29%



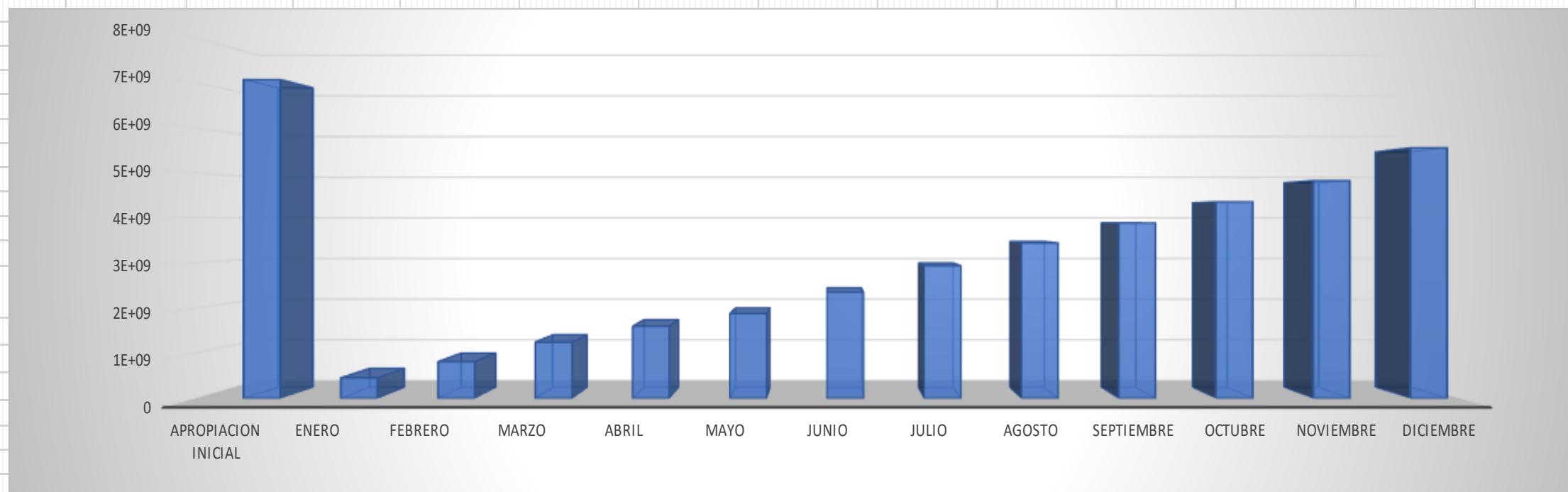
EJECUCION ACTIVA POR SERVICIOS

	APROPIACION INICIAL	ENERO	FEBRERO	MARZO	ABRIL	MAYO	JUNIO	JULIO	AGOSTO	SEPTIEMBRE	OCTUBRE	NOVIEMBRE	DICIEMBRE
ACUEDUCTO	3.406.114.262	208.370.818	200.392.129	229.421.169	132.388.939	179.829.956	188.324.482	319.046.853	248.483.840	233.247.662	221.024.382	262.355.223	361.930.973
ALCANTARILLADO	1.642.698.106	79.884.342	76.884.209	86.533.832	54.675.083	42.062.173	84.960.080	114.610.507	93.733.091	80.742.157	83.888.430	102.841.724	151.903.549
ASEO	1.414.595.964	146.235.088	24.427.576	96.412.658	93.058.654	46.303.346	125.818.569	134.149.752	90.370.594	111.957.174	96.268.010	93.543.386	129.342.636
TOTAL	6.463.408.332	434.490.248	301.703.914	412.367.659	280.122.676	268.195.475	399.103.131	567.807.112	432.587.525	425.946.993	401.180.822	458.740.333	643.177.158
EJECUCION %		6,15%	4,27%	5,84%	3,97%	3,80%	5,65%	8,04%	6,12%	6,03%	5,68%	6,49%	9,10%



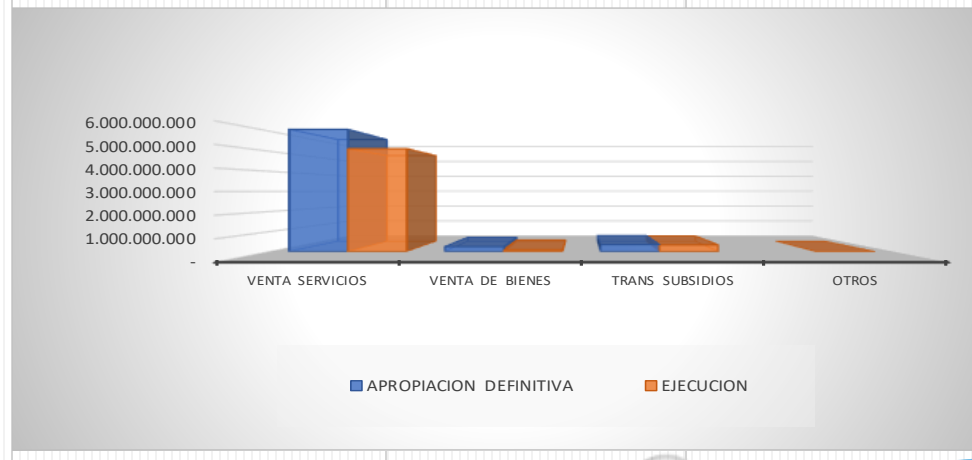
EJECUCION ACTIVA POR MES ACUMULADO

	APROPIACION INICIAL	ENERO	FEBRERO	MARZO	ABRIL	MAYO	JUNIO	JULIO	AGOSTO	SEPTIEMBRE	OCTUBRE	NOVIEMBRE	DICIEMBRE
TOTAL	7.064.000.389	454.737.456	813.645.902	1.245.681.426	1.598.639.198	1.880.287.742	2.352.974.011	2.938.729.754	3.444.681.983	3.885.228.005	4.354.750.769	4.825.741.742	5.552.748.385
EJECUCION %	0,00%	6,44%	11,52%	17,63%	22,63%	26,62%	33,31%	41,60%	48,76%	55,00%	61,65%	68,31%	78,61%



EJECUCION ACTIVA EJECUCION TOTAL-RESUMEN

EJECUCION INGRESOS TOTAL		
	APROPIACION DEFINITIVA	EJECUCION
VENTA SERVICIOS	6.463.408.332	5.135.709.941
VENTA DE BIENES	247.622.120	84.405.224
TRANS SUBSIDIOS	352.969.937	331.052.845
OTROS		884.473
TOTAL	7.064.000.389	5.552.052.483
EJECUCION %	78,60%	



EJECUCION INGRESOS POR SERVICIOS TOTAL		
	APROPIACION DEFINITIVA	EJECUCION
ACUEDUCTO	3.406.114.262	2.784.816.426
ALCANTARILLADO	1.642.698.106	1.052.719.177
ASEO	1.414.595.964	1.187.887.443
OTROS		110.286.895
TOTAL	6.463.408.332	5.135.709.941
EJECUCION %	79,46%	

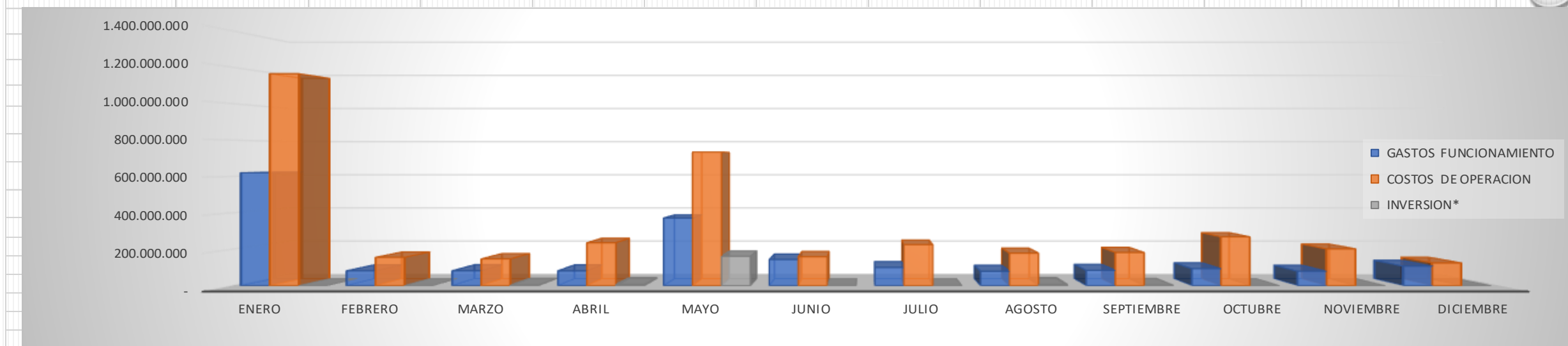


EJECUCION PRESUPUESTAL PASIVA 2019-POR MES

	APROPIACION INICIAL	ENERO	FEBRERO	MARZO	ABRIL	MAYO	JUNIO	JULIO	AGOSTO	SEPTIEMBRE	OCTUBRE	NOVIEMBRE	DICIEMBRE	TOTAL
EGRESOS TOTALES	7.064.000.389	1.783.535.862	237.533.203	231.960.275	324.722.029	1.266.768.493	303.502.453	325.744.111	264.529.262	269.147.141	361.786.384	281.416.070	232.728.332	5.883.373.615
GASTOS FUNCIONAMIENTO	1.884.102.828	619.832.241	81.780.320	82.006.188	81.498.110	371.269.243	144.205.620	100.294.780	79.139.199	84.302.414	93.520.778	79.209.964	107.441.095	1.924.499.952
ACUEDUCTO	1.229.586.687	403.144.089	51.381.357	50.453.796	51.634.432	208.535.059	79.895.616	65.542.995	52.276.837	55.420.227	60.772.048	51.678.096	82.473.255	1.213.207.806
ALCANTARILLADO	398.106.264	130.335.571	16.814.912	17.125.772	16.706.608	121.476.160	28.320.829	22.959.390	15.689.878	18.768.006	18.167.633	17.668.112	25.000.502	449.033.374
ASEO	256.409.877	86.352.581	13.584.051	14.426.620	13.157.070	41.258.024	35.989.175	11.792.395	11.172.484	10.114.181	14.581.097	9.863.756	(32.662)	262.258.772
COSTOS DE OPERACION	4.829.047.561	1.163.703.621	155.752.883	146.954.087	235.790.269	733.854.176	159.296.833	225.449.331	178.338.313	182.488.527	268.265.606	202.206.106	125.287.237	3.777.386.989
ACUEDUCTO	2.383.858.781	713.044.078	61.174.463	109.279.238	100.560.027	296.887.487	75.558.926	151.546.616	115.861.143	115.718.687	102.996.832	119.586.169	35.967.381	1.998.181.047
ALCANTARILLADO	1.048.731.158	118.328.860	44.294.873	13.085.577	19.338.683	174.796.486	40.697.716	23.551.837	18.994.054	22.933.630	44.301.154	33.053.077	108.758	553.484.705
ASEO	1.396.457.622	332.330.683	50.283.547	24.589.272	115.891.559	262.170.203	43.040.191	50.350.878	43.483.116	43.836.210	120.967.620	49.566.860	89.211.098	1.225.721.237
INVERSION*	350.850.000	-	-	3.000.000	7.433.650	161.645.074	-	-	7.051.750	2.356.200	-	-	-	181.486.674
ACUEDUCTO	193.000.000	-	-	-	7.433.650	145.355.000	-	-	2.400.000	-	-	-	-	155.188.650
ALCANTARILLADO	45.400.000	-	-	-	-	9.976.674	-	-	-	2.356.200	-	-	-	12.332.874
ADMINISTRACION	112.450.000	-	-	3.000.000	-	6.313.400	-	-	4.651.750	-	-	-	-	13.965.150

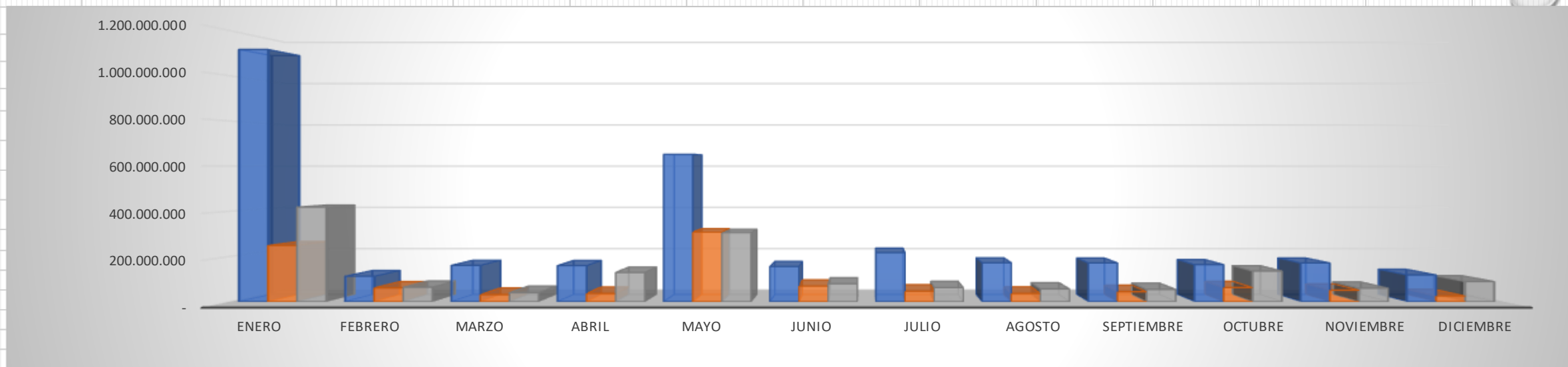
EJECUCION PRESUPUESTAL PASIVA 2019-POR CONCEPTO

	APROPIACION INICIAL	ENERO	FEBRERO	MARZO	ABRIL	MAYO	JUNIO	JULIO	AGOSTO	SEPTIEMBRE	OCTUBRE	NOVIEMBRE	DICIEMBRE
GASTOS FUNCIONAMIENTO	1.884.102.828	619.832.241	81.780.320	82.006.188	81.498.110	371.269.243	144.205.620	100.294.780	79.139.199	84.302.414	93.520.778	79.209.964	107.441.095
COSTOS DE OPERACION	4.829.047.561	1.163.703.621	155.752.883	146.954.087	235.790.269	733.854.176	159.296.833	225.449.331	178.338.313	182.488.527	268.265.606	202.206.106	125.287.237
INVERSION*	350.850.000	-	-	3.000.000	7.433.650	161.645.074	-	-	7.051.750	2.356.200	-	-	-
TOTAL	7.064.000.389	1.783.535.862	237.533.203	231.960.275	324.722.029	1.266.768.493	303.502.453	325.744.111	264.529.262	269.147.141	361.786.384	281.416.070	232.728.332
EJECUCION %		25,25%	3,36%	3,28%	4,60%	17,93%	4,30%	4,61%	3,74%	3,81%	5,12%	3,98%	3,29%



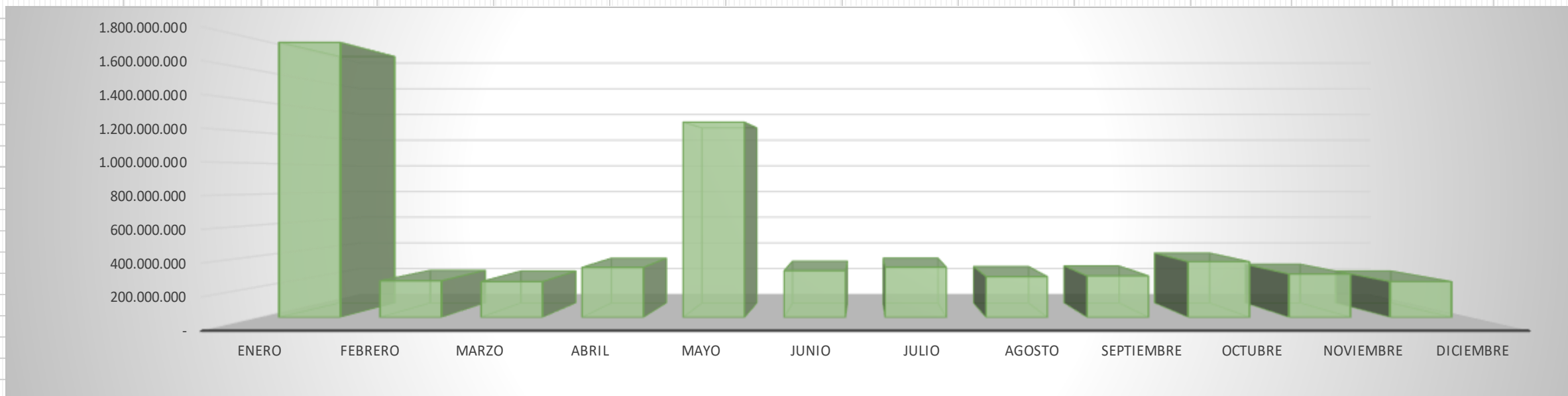
EJECUCION PRESUPUESTAL PASIVA 2019-POR SERVICIO

	APROPIACION INICIAL	ENERO	FEBRERO	MARZO	ABRIL	MAYO	JUNIO	JULIO	AGOSTO	SEPTIEMBRE	OCTUBRE	NOVIEMBRE	DICIEMBRE
ACUEDUCTO	3.843.928.801	1.116.188.167	112.555.820	160.733.034	159.628.109	652.882.013	155.454.542	217.089.611	172.088.563	171.138.914	163.768.880	171.264.265	118.440.636
ALCANTARILLADO	1.529.720.755	248.664.431	61.109.785	31.211.349	36.045.291	308.353.787	69.018.545	46.511.227	36.234.515	44.057.836	62.468.787	50.721.189	25.109.260
ASEO	1.690.350.832	418.683.264	63.867.598	40.015.892	129.048.629	305.532.694	79.029.366	62.143.273	56.206.183	53.950.391	135.548.717	59.430.616	89.178.437
TOTAL	7.064.000.389	1.783.535.862	237.533.203	231.960.275	324.722.029	1.266.768.493	303.502.453	325.744.111	264.529.262	269.147.141	361.786.384	281.416.070	232.728.332
EJECUCION %		25,25%	3,36%	3,28%	4,60%	17,93%	4,30%	4,61%	3,74%	3,81%	5,12%	3,98%	3,29%



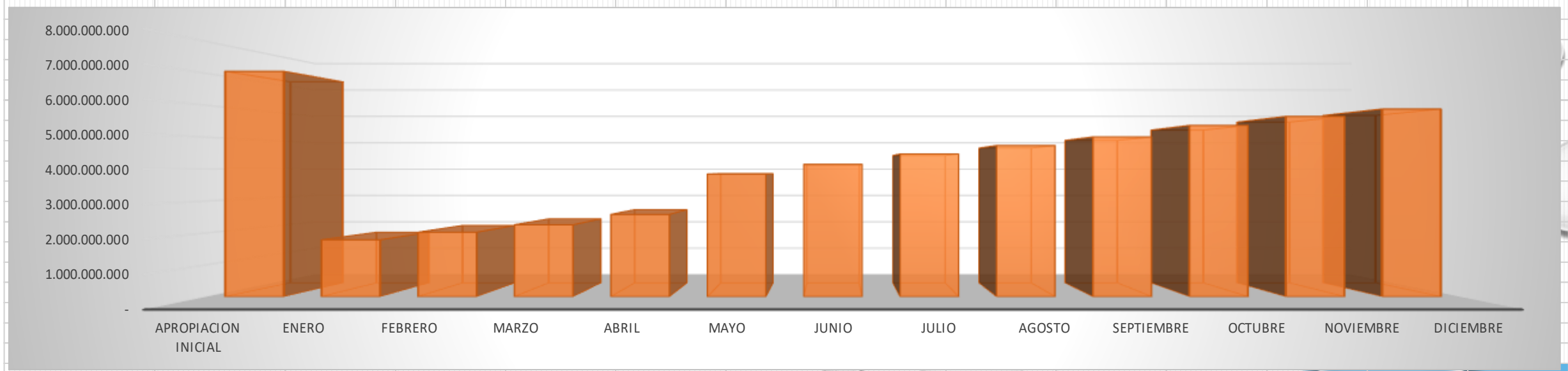
EJECUCION PRESUPUESTAL PASIVA 2019-TOTAL POR MES

	APROPIACION INICIAL	ENERO	FEBRERO	MARZO	ABRIL	MAYO	JUNIO	JULIO	AGOSTO	SEPTIEMBRE	OCTUBRE	NOVIEMBRE	DICIEMBRE
TOTAL	7.064.000.389	1.783.535.862	237.533.203	231.960.275	324.722.029	1.266.768.493	303.502.453	325.744.111	264.529.262	269.147.141	361.786.384	281.416.070	232.728.332
EJECUCION %		25,25%	3,36%	3,28%	4,60%	17,93%	4,30%	4,61%	3,74%	3,81%	5,12%	3,98%	3,29%



EJECUCION PRESUPUESTAL PASIVA 2019-POR MES ACUMULADO

	APROPIACION INICIAL	ENERO	FEBRERO	MARZO	ABRIL	MAYO	JUNIO	JULIO	AGOSTO	SEPTIEMBRE	OCTUBRE	NOVIEMBRE	DICIEMBRE
TOTAL	7.064.000.389	1.783.535.862	2.021.069.065	2.253.029.340	2.577.751.369	3.844.519.862	4.148.022.315	4.473.766.426	4.738.295.688	5.007.442.829	5.369.229.213	5.650.645.283	5.883.373.615
EJECUCION %		25,25%	28,61%	31,89%	36,49%	54,42%	58,72%	63,33%	67,08%	70,89%	76,01%	79,99%	83,29%



EJECUCION PRESUPUESTAL PASIVA 2019-TOTAL-POR CONCEPTO

EJECUCION GASTOS DE FUNCIONAMIENTO TOTAL

	APROPIACION DEFINITIVA	EJECUCION
ACUEDUCTO	1.260.787.087	1.213.207.807
ALCANTARILLADO	465.489.864	449.033.374
ASEO	284.272.877	262.258.772
TOTAL	2.010.549.828	1.924.499.952
EJECUCION %		95,72%



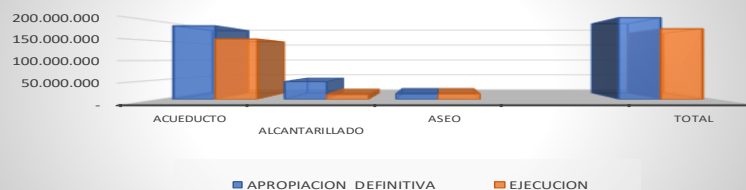
EJECUCION COSTOS DE OPERACION TOTAL

	APROPIACION DEFINITIVA	EJECUCION
ACUEDUCTO	2.363.858.781	1.998.181.047
ALCANTARILLADO	1.047.522.158	553.484.705
ASEO	1.393.479.622	1.225.721.237
TOTAL	4.804.860.561	3.777.386.989
EJECUCION %		78,62%



EJECUCION EGRESOS DE INVERSION TOTAL

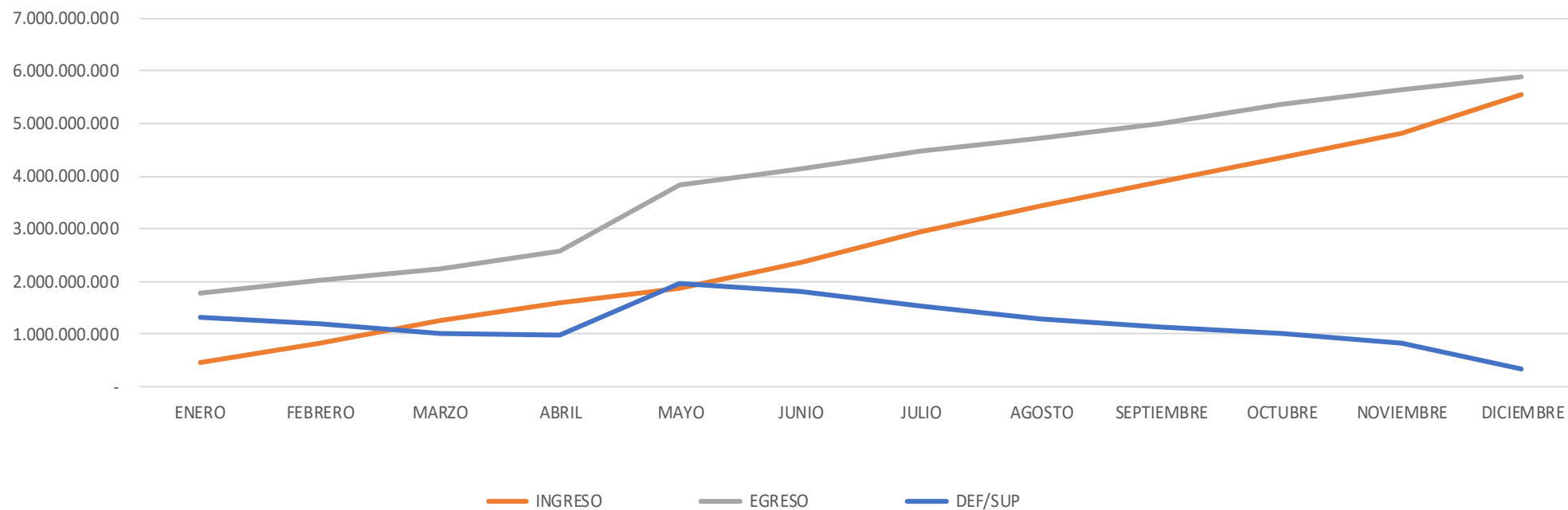
	APROPIACION DEFINITIVA	EJECUCION
ACUEDUCTO	189.140.000	155.188.650
ALCANTARILLADO	45.400.000	12.332.874
ASEO	14.050.000	13.965.150
TOTAL	248.590.000	181.486.674
EJECUCION %		73,01%



PRESUPUESTO 2019

INGRESO VS EGRESOS

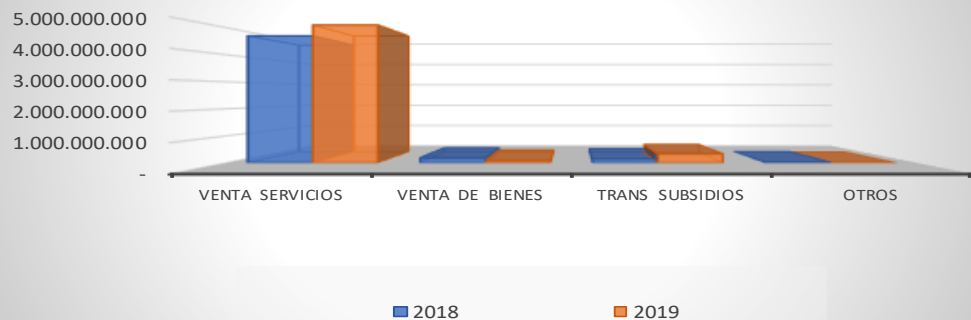
	APROPIACION	ENERO	FEBRERO	MARZO	ABRIL	MAYO	JUNIO	JULIO	AGOSTO	SEPTIEMBRE	OCTUBRE	NOVIEMBRE	DICIEMBRE
INGRESO	7.064.000.389	454.737.456	813.645.902	1.245.681.426	1.598.639.198	1.880.287.742	2.352.974.011	2.938.729.754	3.444.681.983	3.885.228.005	4.354.750.769	4.825.741.742	5.552.748.385
EGRESO		1.783.535.862	2.021.069.065	2.253.029.340	2.577.751.369	3.844.519.862	4.148.022.315	4.473.766.426	4.738.295.688	5.007.442.829	5.369.229.213	5.650.645.283	5.883.373.615
DEF/SUP		1.328.798.406	1.207.423.163	1.007.347.914	979.112.171	1.964.232.120	1.795.048.304	1.535.036.672	1.293.613.705	1.122.214.824	1.014.478.444	824.903.541	330.625.230



EJECUCION PRESUPUESTAL COMPARADA

EJECUCION ACTIVA

	2018	2019
VENTA SERVICIOS	4.697.402.822	5.135.709.941
VENTA DE BIENES	183.472.235	84.405.224
TRANS SUBSIDIOS	142.223.025	331.052.845
OTROS	19.134.368	884.473
TOTAL	5.042.232.450	5.552.052.483
VARIACION		10,1%



EJECUCION PASIVA

	2018	2019
GASTOS FUNCIONAMIENTO	1.723.368.497	1.924.499.952
COSTOS DE OPERACION	3.506.370.894	3.777.386.989
INVERSION*	267.979.750	181.486.674
	-	-
TOTAL	5.497.719.141	5.883.373.615
VARIACION		7,01%

